

The Tarheel Histo News



The Quarterly Publication of the NC Society of Histotechnology
Volume 4, No.2

July 2016

NCSH Officers

Tonia Crook, President
tmcrook@hotmail.com

Deborah Sawyer,
Vice President
deborah_lam@msn.com

Otis Lyght, Treasurer
olyght@hotmail.com

Elizabeth McNeil,
Secretary
EMcNeil7@aol.com

NCSH Volunteers

Laura Shewmon, Registrar
ncsh.registrar@gmail.com

Aurel Alston,
Webmaster
asalston@hotmail.com

David Weil,
Newsletter Editor
weild1@gmail.com

Jacqui Thomas,
Exhibits Coordinator
jacqui.thomas@waynehealth.org

Robert Hutchinson,
Vendor Representative
rob.hut@choicemedind.com

Cathy Mathis,
Nominations-Elections
Coordinator
cmmathis@wakehealth.edu

Social Media

Like us on Facebook:
[NC Society of
Histotechnology](#)

Visit us on the web:
<http://ncsh.info/index.html>

Subscribe to our listserv
for current updates and
Society news:
[NCHistochatter](#)

A Letter from the President

Greetings Colleagues,

Hope this letter finds you all well and enjoying your summer. It is with great pleasure that I announce the appointment of **Erley Tilus** to the *CE Coordinator* position and **Angela Spring** to the *Volunteer Coordinator* position. **Jean Gardin** is stepping down as the *Nomination Elections Coordinator* and **Cathy Mathis** will be taking her place. Thank you Jean for all your many years of service and longstanding commitment to the Society! Please join me and the Officers in welcoming these ladies. We appreciate your time and willingness to volunteer and work with NCSH. It simply would not exist without the hard work of all our volunteers.

We did not receive any additional eligible volunteers by the June 31st deadline to attend NSH representing NCSH on the HOD for Long Beach, CA on Wednesday, September 21. Otis Lyght, NCSH Treasurer, and I will be representing NCSH for the HOD. Several reminder announcements went out and there was a call for delegates in the May Newsletter.

The Officers, with the help of Sue Clark, Region III Director, are currently vetting locations in the Asheville, NC area for the 2018 Spring Meeting. We will keep you posted on the dates and location.

Spring 2017 marks elections for Officers. If you are interested in running or know of someone that would be a good candidate please submit that information to our Nominations Coordinator, Cathy Mathis. Cathy will be sending out a call for nominations after the first of the year 2017. To be eligible to run for an office you must be a current member in good standing, which means your membership dues must be current. The Candidate must meet the qualifications on the job description for the specific office. Job Descriptions are available for review on the NCSH website. Also remember – to be eligible to vote in the spring election you must also be a current member in good standing. Voting takes place before the Spring Meeting and has historically been done via email. The newly-elected Officers will be announced and installed at the 2017 Annual Spring Business Meeting.

Membership dues will be increasing to \$20 annually beginning January 1, 2017. The increase will help NCSH continue to provide the membership with a quality meeting, website and support, newsletter and other support for your histology efforts.

Please let me or any of the Officers know if you have information that you would like on the website, Facebook or in the Newsletter. We can post job positions, articles, CEU opportunities and other items that may be of interest to the membership. Thanks as always for your support of NCSH.



Kindest Regards,

Tonia M. Crook

Tonia M. Crook, NCSH President

DIRECTOR'S CORNER

It is with great excitement that I write my first article as NSH Region III Director! I'd like to thank you for the opportunity to represent our Region. Please know that you can contact me at any time with your questions, comments or suggestions. Suedotmr@gmail.com.

First, I would like to thank those of you that work in our incredible field of Histotechnology. We must always remember that what we do daily in the lab changes people's lives!

The NSH mission statement is: "To empower the profession of histotechnology through collaboration, education and innovation." Currently, there are 391 members in Region III. We as members need to continue to spread the word to others about the opportunities and advantages that membership has both at state and national levels. As histologists we need our voice to be heard and carried.

Have you signed in on the NSH site, "The Block" yet? If not you're missing out on the Society's private community. This is where members can connect with colleagues, share knowledge and access resources. Check it out, it's just one of the perks for being an NSH member.

This year our region has been very busy with state meetings. I have attended 2 meetings so far this year: The NCSH spring meeting (April 7th-9th) was well attended and had a nice variety of workshops. The Georgia Histopalooza meeting (April 22nd-24) was at a beautiful location and offered a great opportunity for some good workshops. Florida had their meeting in St. Petersburg, May 19th-22nd. Unfortunately I was unable to attend but from all the Facebook postings it looks like everyone had a great time. Upcoming is the Mississippi State meeting July 16th. This is a one-day meeting in Flowood, MS. South Carolina has their state meeting planned for November 4-6th at Litchfield Beach and Golf Resort, Pawley's Island.

I would like to send a special thank you to those of you who have coordinated and planned these meetings. I would also like to thank the vendors and sponsors who help support these meetings. Without you it would be difficult or impossible to provide these meetings for our members.

In closing, I want to remind everyone about the NSH Symposium/Convention coming up. This year's 42nd annual S/C will be held in Long Beach, CA, September 16-21, 2016. I hope to see you there.

Respectfully,
Sue J. Clark
NSH Region III Director

Continuing Education Online

Don't miss these **free** CEU opportunities online:

- ✓ **Sakura Webinar Serise** ([link to register](#))
 - July 21, 2016 1PM ET, MOHS Techniques
 - August 18, 2016 1PM ET, H&E Staining: Consistency and Reproducibility
 - September 8, 2016 1PM ET, Surgical Pathology Dissection
 - Video Library ([link](#))
- ✓ **Leica:** 8AM or 12PM ET ([link to register](#))
 - July 28, 2016, Evolution of Biomarker Validation
 - August 25, 2016, Quantitative and Automated Analysis in Molecular Pathology
 - Video Library ([link](#))

Additional Links (cost per CEU varies by provider)

- ✓ [NSH](#): teleconferences, member benefits
- ✓ [ASCP](#): multiple offerings, webcasts, Journal CE
- ✓ [LabCE \(for HT/HTL\)](#) (\$65/yr for 39.5CEU)
- ✓ [Advance Healthcare Network](#)

Professional Networking (searchable listservs)

NSH - [the Block](#)
[Histosearch](#) - [Histonet](#)

SAVE THE DATE



Sept. 16-21, 2016

42nd Annual NSH Symposium/Convention in Long Beach, CA (www.histoconvention.org)

November 4-6, 2016

SC Society of Histotechnology Fall Meeting at Litchfield Beach and Golf Resort, Pawley's Island, SC.

December 1, 2016

Final call for speakers for the 2017 NCSH Spring Meeting

January 2017

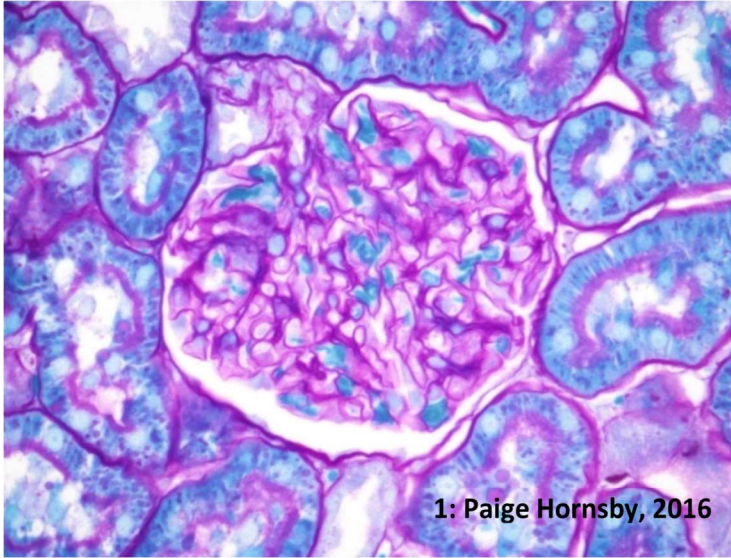
-Nominations for NCSH Officers opens
-Registration for NCSH Spring Meeting opens
-Membership renewal increases to \$20 annually

March 23-25, 2017

NCSH Spring Meeting at the Wilmington Hilton Riverside, Wilmington, NC. Officer elections, annual business meeting and awards.

Carbohydrate Stain Photomicrographs

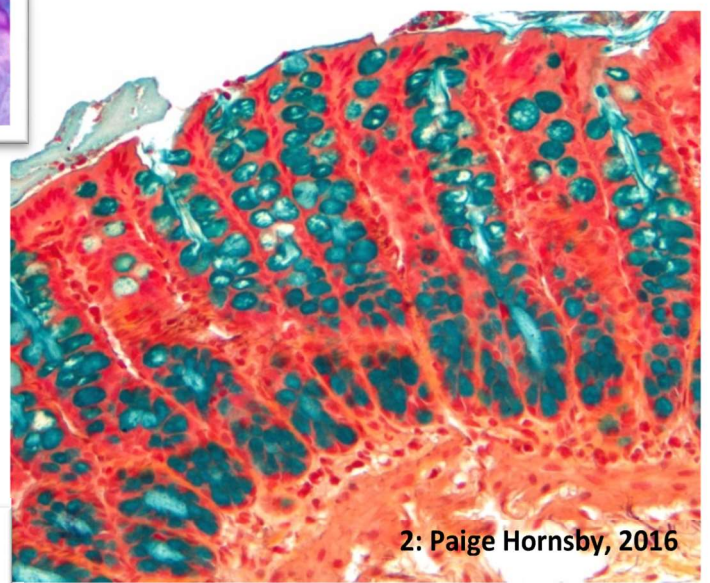
Photo Credit: Paige Hornsby. Images may not be reproduced for any use without express permission.



1: Periodic Acid Schiff with Fast Green counterstain, Kidney @ 40x

A glomerulus within Bowman's capsule is seen at the center surrounded by associated renal tubules. The basement membranes within kidney are an excellent control for the PAS stain.

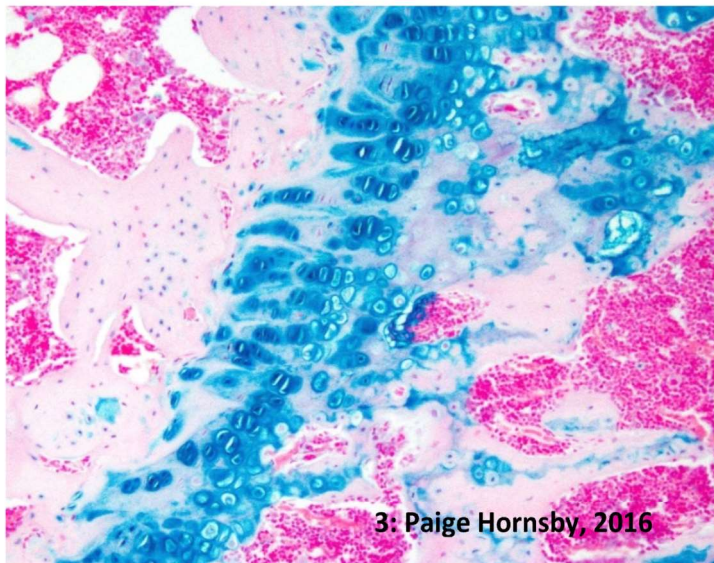
- Basement membrane = pink
- Mucins = pink
- RBCs and cytoplasm = green-blue



2: Movat's Pentachrome (Russell modification), Colon @ 20x

The long crypts of the mucosa are lined by secretory goblet cells containing blue-green stained mucins.

- Mucins = blue-green
- Nuclei = dark red
- Muscle & cytoplasm = red
- Collagen = pale orange - orange
- Elastic fibers = black/ dark red



3: Alcian Blue pH 2.5, Rat knee @ 10x

This is a sagittal section of a rat knee showing the hyaline cartilage-rich epiphyseal line of the distal femur.

- Acidic mucosubstances - dark blue
- Hyaluronic acid = dark blue
- Nuclei, RBCs = rose
- Background = light pink

Meet Paige: Paige Hornsby, originally from Asheville, NC and Biology graduate of UNC Greensboro, is a student in the



Histotechnology program at CCHS in Charlotte. She became interested in histology in undergrad anatomy class, curious as to how the slides of tissue were made. The slides pictured here were prepared as a part of the CCHS Advanced Staining curriculum. Photos were taken using an Olympus BX53 microscope and a Lumenera Infinity2 camera. Upon completion of her program in August 2016, she aspires to begin her career as a Histotechnologist and looks forward to the many opportunities available.

2016 NCSH Spring Meeting Wrap-Up

Correction: We failed to properly recognize one of our participating vendors in the registration materials. Sincere apologies to Gene Ostrovskiy with Lab Lion for this short-sighted error.

Meeting Survey Results

Post-meeting surveys were distributed to all attendees, speakers and vendors via email shortly after the meeting. Just over 15% of those emailed participated, however responses were generally positive.

QUESTION	Response	Comments
Did you feel there was a good selection of workshops?	81% Yes 18% Somewhat	Future interest in these topics: TMA, tissue identification, slide QC, ocular histology, continuing excellence for histology labs
Was it well organized?	64% Very	36% Somewhat
Rate the venue:	45% Excellent 55% Good	Future location requests: Wilmington, mountains, any cost-effective location
Were your expectations met?	A lot better 9%	Better 45.5% As expected 45.5%
Volunteers	5	
Students	9%	

Demographics: Respondents attend the NCSH Spring Meeting

- To obtain CE for certificate maintenance **50%**
- To meet vendor reps and see new products **70%**
- For networking and employment opportunities **50%**
- Social networking **70%**
- Because this meeting offers unique experiences relative to other histo-conferences **70%**

2016 Award Winners:



Catrina McMaster, student at CCHS, recipient of the Lyle Baker Memorial Scholarship. Sponsored by Tech One Biomedical & Presented by Jimmy Dula.



Deborah Sawyer, NCSH Vice President and Histotechnician at DUHS, recipient of the Lifetime Achievement Award. Sponsored by NCSH and presented by Tonia Crook and Jean Gardin.



Aurel Alston, NCSH Webmaster and Histotechnician at DUHS, recipient of the Histologist of the Year Award, Sponsored by Leica Biosystems and presented by Melissa Basabe and Matthew Phillips.





ANNOUNCEMENTS

Call for Speakers – It's not too early to begin recruiting speakers for the 2017 meeting. We are only as strong as our members are active. Take a look at your professional network. Consider what topics you want to see. Can you recruit a speaker for our next meeting? Are you able to PRESENT? Potential speakers will need to be submitted to the Officers for review and approval. The speaker packet should include: CV & session abstract with duration. Please submit to tmcrook@hotmail.com. Deadline for submission is Dec 1, 2016 in order to open registration at the first of the year 2017.

NCHistochatter is LIVE! The Society has created a googlegroup for members (and friends of the Society) to quickly disseminate Society-related information and increase member cross-communication. The group is open to all, but you have to subscribe to be added (<https://groups.google.com/forum/#!forum/nchistochatter>). Current NCSH members are automatically subscribed upon renewal. Need help with a histology question? Subscribers can contact everyone on the list by simply sending an email to nchistochatter@googlegroups.com.

We value your input – What kind of content do you want to see in your newsletter? Do you have an article, photo or column inspiration? All creative ideas are welcomed for consideration. Please email David Weil, Newsletter Editor (weild1@gmail.com). We are currently reviewing advertising rates, please send your inquiries to the email above.

NORTH CAROLINA SOCIETY OF HISTOTECHNOLOGY

2016 Membership Fee \$15.00

Save paper! This form can be completed (and payment submitted via PayPal) online:
<http://www.ncsh.info/online-ncsh-application.html>

Name (First and Last): _____ **Date:** _____

Email Address: _____

****This email will be used for all NCSH-related communications & included in the membership directory via NCHistochatter (googlegroup)****

Employer (or School):	
Employer Address:	
City, State, Zip:	
Phone:	

Please check all that apply:

- | | | |
|---|--------------------------------------|--|
| Field: | Certifications: | Years in the Field: |
| <input type="checkbox"/> Clinical | <input type="checkbox"/> HT | <input type="checkbox"/> 0 – 5 <input type="checkbox"/> 16 – 20 |
| <input type="checkbox"/> Research | <input type="checkbox"/> HTL | <input type="checkbox"/> 6 – 10 <input type="checkbox"/> 21 – 24 |
| <input type="checkbox"/> Supervisor/Manager | <input type="checkbox"/> Other _____ | <input type="checkbox"/> 11 – 15 <input type="checkbox"/> 25+ |
- I am interested in volunteering for NCSH
 I am a current NSH member
 I am a student

Make checks payable to: NCSH
Mail completed form and payment to:
Otis Lyght
1900 Neville Rd.
Chapel Hill NC 27516



STAIN KITS

- Made fresh to order, with the longest expiration date possible.
- Material Safety Data Sheets available on website.
- All product labels conform to OSHA specifications.
- BSC certified stains & USP or ACS grade chemicals.
- In general, an 8 oz. kit will stain approximately 100 slides. A 16 oz. kit will stain approximately 200 slides.

POLY MOUNT

A SYNTHETIC RESIN MOUNTING MEDIA

- Will not turn yellow.
- Air dries in 20 minutes.
- Xylene or Toluene based.
- Spreads rapidly and smoothly.
- Unique self-cleaning pour spout.
- Refractive index is close to glass.
- May also be used as a liquid coverslip.
- Toluene formula compatible with most
- Xylene substitutes.

cat# s2153 available in 8oz. 16oz.

PREFILL CONTAINERS

NON-GRADUATED OR GRADUATED CONTAINERS

- Polypropylene
- Non-Sterile
- 1/2 filled with solution
- Available in a variety of sizes. Prefilled with solution of choice

INFILTRATING/EMBEDDING PARAFFIN PRILLS

cat# c827 6 x 3lb bags per case

"At last, one paraffin for all your lab needs."

- An exclusive blend of paraffins
- Melts at 56-58° C
- Revolutionary prill form melts quickly
- Cuts cleanly down to 3 microns
- Provides excellent tissue support
- Double filtered for your convenience
- Packaged in a resealable bag for easy disposal

70 Cleveland Avenue • Bay Shore, NY 11706
Phone: 800-645-5825 Fax: 631-254-0618 Email: CustServ@PolyRnD.com